

DOCK OPTION 01 PLAN

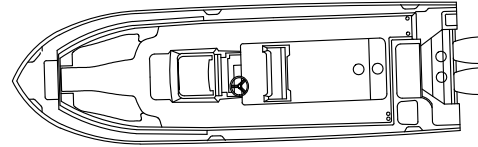
SCALE: 1" = 10'

Be an Engineer! Design a dock for this boat and color the seagrass and sea whips.



PROPERTY LINE


PROPERTY LINE





55' MAX PROJECTION

CLEARWATER HARBOR
(TIDAL)

Design your Engineer Seal & Sign Below:



LEGEND:

-  SEAGRASS
-  SEAWHIP

NOTE: DOCK DRAWING FOR ILLUSTRATIVE PURPOSES ONLY

NEW DOCK: 0SF
WATERFRONT WIDTH: 3702.8±LF
25% MAX PROJECTION LINE: 925.7 LF



FOSTER CONSULTING
FL PROFESSIONAL ENGINEER NO. 79708
DE LIC. # 18618 · NJ LIC. # 24GE05181200 · TX LIC. # 133648
FL CERTIFICATE OF AUTHORIZATION NO. 32050
WWW.JFOSTERCONSULTING.COM
P: (727) 821-1949
P.O. BOX 7370, ST. PETERSBURG, FL 33734

123 MAIN STREET
BEACH, FLORIDA

DOCK OPTION 01

DATE:	FILE:	REV:
DRAWN BY:	SHEET: 01 OF 04	
CHECKED BY: JTF	01	
SCALE: AS NOTED		